

# BATHCARE

A GUIDE TO BATHING SAFELY WHEN AGING IN PLACE



**FREE GIFT**  
with purchase

**SPECIAL  
SENIORS  
DISCOUNTS**



WHAT IS AGING IN PLACE?

FALL PREVENTION TIPS

CAN AN OCCUPATIONAL  
THERAPIST HELP YOU?

BENEFITS OF THERAPEUTICS

CHOOSING A WALK-IN TUB



Authorized distributor of Comfort Series™ walk-in bathtubs by American Standard  
Sales, Installation & Warranty Services across Canada



# It's Never Too Early to Protect You or Your Loved One

Personal care and hygiene are the leading cause of age-related loss of independence.

Bathing is an essential living activity. Among older Canadians, the independent ability to wash, shower, and bathe can make a difference between remaining in your home or a move to longer term care. When the need for assisted bathing persists, the risk for being institutionalized increases.

I'm Rick Fangeat, the founder of the Walk-in Tub Company and a Certified Aging in Place Specialist. If you are caring for aging parents, or if you have fallen once, or if you are just wanting to be proactive and take charge of your own future aging challenges...give me a call 1.844.867.7737 and I'll bring our mobile showroom direct to your driveway for a selection of bath and shower solutions. We offer a FREE bathroom evaluation and assessment with no obligation. We have Special Senior Discounts and FREE accessories when you purchase from the Walk-in Tub Company.

Yours Sincerely,

Rick



Authorized distributor of Comfort Series™ walk-in bathtubs by American Standard  
Sales, Installation & Warranty Services across Canada



# Aging in Place

What Does It Mean?



## Make Your House a Home ...for a Lifetime

Modifying your home not only allows you to stay in the place you love; it can potentially be less expensive than alternative arrangements.

Design can be both functional and attractive, making your home more comfortable, livable and stylish for everyone in the family, from children to grandparents.

With the shift in healthcare funding towards home care, it also means a greater reliance on an individual's home - as the environment where care is delivered to seniors.

**Aging in Place...is the ability to live in one's own home and community safely, independently, and comfortably, regardless of age, income level or ability level.**

Aging in Place means having the health and social supports and services you need to live safely and independently in your home or your community for as long as you wish and are able.

Making a plan will give you a better chance to have a satisfying and positive experience as you age, and will help you to age in place.

Planning for Aging in Place could help you improve your future and the future of your loved ones. Making choices now could give you greater control over your independence, quality of life and dignity.

The earlier you start planning for Aging in Place, the more prepared you you will be to respond to changes that may occur as you age, such as changes in your health, finances, mobility or social connections. Being prepared for the future could help you make the most of your later years.

### Stay at Home

Improve your future and the future of your loved ones.

### Make a Plan

Making choices now could give you greater control over your independence, quality of life and dignity

### Be Prepared

Being prepared for the future could help you make the most of your later years.





## Certified Aging in Place Specialist

A CAPS professional has been trained on the unique needs of seniors to identify potential future living issues and a range of possible solutions in modifying homes so someone can live there longer as they age; and to address the most common barriers in a home. So whether you are building a new home or renovating your current home, hiring a CAPS professional can help you make your home safer, more accessible and, ultimately, more livable.

If you're like the majority of North Americans over the age of 45, you want to continue living in a familiar environment throughout your maturing years. According to AARP, older homeowners overwhelmingly prefer to age in place, which means living in your home **safely, independently** and **comfortably**, regardless of age or ability level.

To age-in-place you will probably need to modify your house as you mature to increase access and manoeuvrability. These modifications range from the installation of bath and shower grab bars and adjustment of countertop heights to the creation of multifunctional first floor master suites and the installation of walk-in bathtubs.

**Make Your House a Home for a Lifetime.**



Consider this:

- Do I want to add a bathroom and possibly a bedroom to the main level?
- Can I make my current bathroom more functional?
- Am I worried about preventing falls?
- How much money can I budget for this project?
- Is there funding available to assist me?
- Will other members of my family benefit from modifications?
- Will renovating make my home safer?
- Where do I find a professional I can consult with about my needs?

**Safe & Accessible for All Abilities and Ages**

**Did You Know?**

*The Walkin Tub Company and American Standard have more CAPS certified professionals on staff, than any other company in Canada?*





# Tips on Helping Your Spouse or Elderly Parent Bathe Safely & With Dignity

Reprinted with permission by Natalie Strouth, Saint Elizabeth Health Care

Caring for a family member, friend or spouse comes with all kinds of tasks and responsibilities. Some you can just jump into with confidence, like preparing meals. Others, like helping an elderly parent with bathing, can come with some fear or embarrassment for both of you.

If you are having these feelings, know they are normal and expected. And sometimes you are so tired and may rush through things, especially the uncomfortable ones, thinking, *I can't do this or I need a break*. I understand and have seen it with many families. What I can share with all of you loving, hard-working caregivers, is this: You can do far more than you might think you're capable of if you allow yourself the chance to be patient and learn together.

You want to maintain the person's privacy, dignity and independence as much as possible. It might take longer than it used to for the person to do something for themselves, but the benefits far outweigh the extra time. Take your lead from the person you are caring for and provide positive reinforcement for the skills they are able to do themselves.

## **Some tips:**

- ❖ The person may resist bathing because they're afraid of falling. A home care professional or occupational therapist can help suggest equipment to make bathing safer and more comfortable. Assistive devices like bath seats, grab bars and bath mats can be used to improve safety and independence while bathing and showering.
- ❖ Allow as much privacy as possible. One way to help is to have the person wrap a towel around themselves, and then clip the towel with a clothespin or attach velcro tabs to the towel. A long, plastic apron can also be worn in the tub or shower for additional privacy.
- ❖ Stop yourself from doing things that the person can do himself or herself. For example, someone may be able to take a bath independently, but needs your help with washing his or her back. Take your lead from the person as to how much or how little to help out.
- ❖ Bathing in a tub bath is safer than a shower.
- ❖ Put a rubber mat in the bottom of the tub or shower stall or use a bath seat. Stay close by in case of a fall.
- ❖ Use a liquid soap dispenser and a large sponge to make cleaning easier. Use mild, gentle soap and shampoo such as a mild baby wash.
- ❖ Always try to have everything ready for the bath or shower, before you assist the person in getting to the bathroom.
- ❖ Keep the area around the bathtub or shower stall dry. Wipe any excess water off the floor.
- ❖ Test the water temperature with your elbows to make sure the water is not too hot or cool.
- ❖ Cover the eye area with a dry cloth during hair washing in the tub. To further avoid shampoo and water in the eyes, you may want to use a bath visor.
- ❖ A hand-held showerhead attached to the faucet will make rinsing and hair washing much easier.

And lastly, remember that some things will take time. Do you remember when you were a kid, how good it felt to have your parent squeeze a cloth of warm water on your back in the bath, or lovingly brush your hair? Enjoy the time spent together, and remember that often, *they just need you*.



# Fall Prevention

## Falls Are the #1 Cause of Injury

Serious, but Preventable.

20%-  
30%

Canadian Seniors fall each year

95%

Direct cause of all Hip fractures

1/3

Seniors are admitted to LTC following hospitalization for a fall

70%

Of home accidents, occur in the bathroom



## Medical Management

Some of the health factors that can contribute to falls are osteoporosis, being over age 80, changes in balance and walking patterns, changes in vision and sensation, and taking multiple medications. Talk with a health professional, and your family to determine what factors can be modified to reduce your risk.

## Balance & Mobility

Studies show that balance, flexibility, and strength training not only improve and mobility, but also reduce the risk of falling. Statistics show that most older adults do not exercise regularly, and 35% of people over the age of 65 do not participate in any leisure physical activity. There are many creative and low-impact forms of physical activity for fall prevention, such as walking and tai chi.



## Environmental Modification

At home, older adults are commonly concerned about falling in the bathtub or on steps. Making changes to the home, such as bathroom grab bars, a walk-in tub, and higher toilets can help a person feel safer and less at risk of falling.





# You Can Prevent Falls

Accidental falls are the leading cause of injury-related death in older adults. Falls account for 85% of older adult related hospitalizations, making it the leading cause of injury-related admissions. The average Canadian senior had to stay in hospital 10 days longer for falls than for any other cause. The fear of falling is very powerful and you may not even realize how this fear is limiting your daily activities. If you are beginning to limit your outings to see family and friends and are spending more time sitting and being inactive this can lead to further loss of muscle strength, can put you at greater risk for anxiety, depression and other mental health challenges.

Falls typically occur while you are doing everyday activities such as walking, getting up off a chair or sofa, or bending down.

## What puts you at greater risk of falling?

- If you live alone or have a small social circle, you are at higher risk of falling because you are less likely to have help when you need it.
- A history of falling, even if you have had only one fall, will increase your risk of falling again.
- Poor balance, coordination, and/or walking (gait) problems
- Poor vision
- Cognitive (thinking) problems that affect your ability to focus and pay attention when walking

- Not using assistive devices or mobility aids when and how you should.
- Wearing poor or unsuitable footwear.
- Some medications or the combination of multiple medications can have side effects such as fatigue or dizziness that may increase your risk of falling.
- Poor diet and not drinking enough water.
- Alcohol misuse
- Walking while talking on a mobile device.

## Risk in the bathroom

- Handrails and grab bars are missing or not properly installed
- Dim lighting
- Throw rugs
- Pets, dogs or cats underfoot
- Slippery surfaces
- Not having the right height toilet, seated shower, walk-in tub
- Having trouble entering/exiting the bathtub

If you do fall, be sure to see your doctor afterwards even if you don't think that you are injured.



14

# HOME PROJECTS

to Help Your Aging Parents Live Independently

1 Add a **disability ramp**

2 Install **peepholes and intercom system**

3 Set up an **in-home monitoring device**

4 Switch to **remote-controlled blinds**

5 Make **cordless phones** available

6 Purchase **stair treads**

7 Install a **stair lift**

8 Swap out **traditional door knobs** with **lever handles**

9 Replace **smoke/ fire alarms**

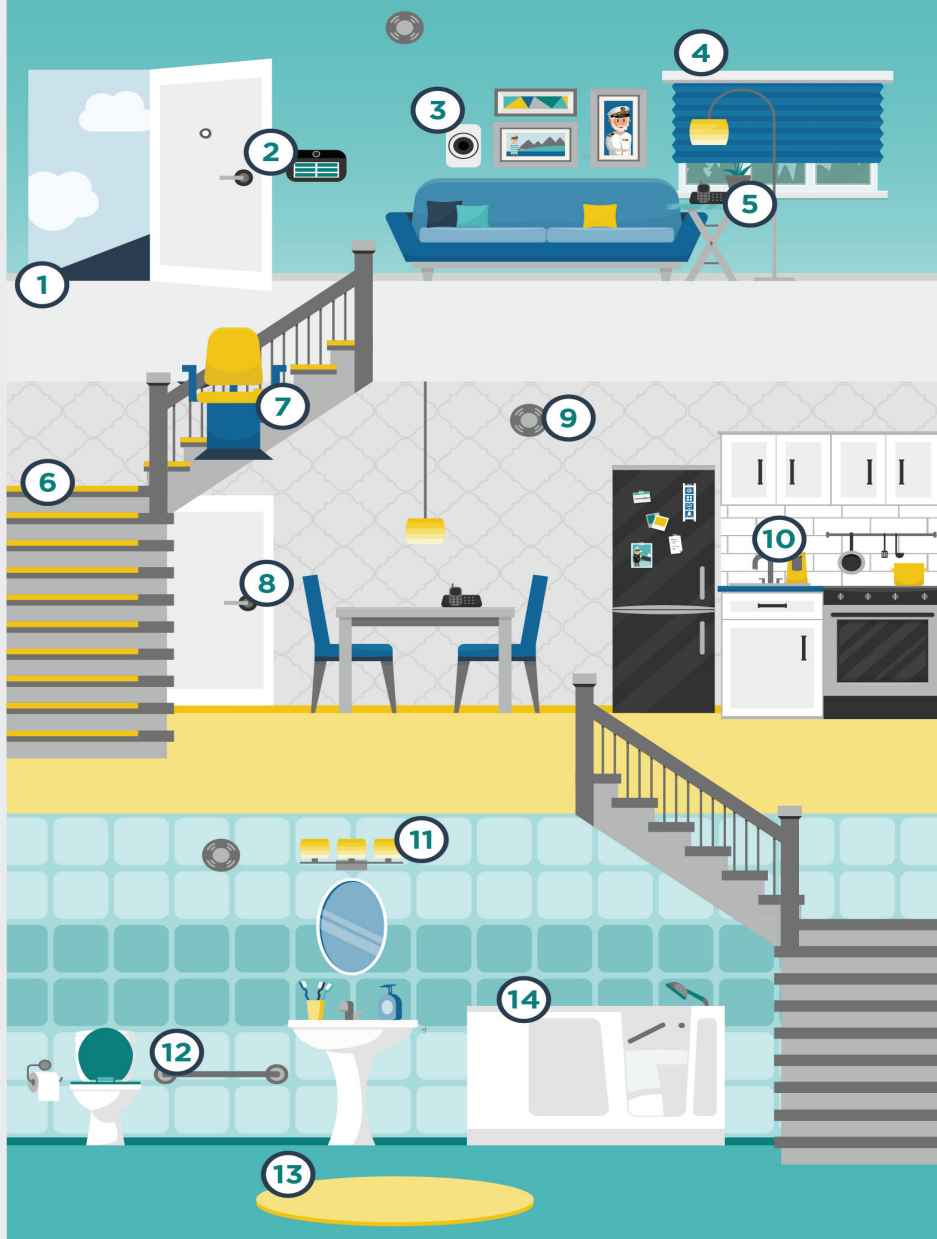
10 Purchase **electric, easy-to-use appliances**

11 Increase **in-home lighting**

12 Add **grab bars** in the bathroom

13 Secure all **rugs and carpets** to the floor

14 Invest in a **walk-in tub**





# How an Occupational Therapist Helps in Modifying Your Bathroom



Occupational therapy plays a key role in identifying strategies that enable individuals to modify their homes, thereby maximizing their ability to participate in daily tasks/activities. Occupational therapy practitioners are skilled at recognizing how the environment affects the ability to perform desired occupations. An occupational therapist evaluates balance, coordination, endurance, safety awareness, strength, attention, problem solving, vision, communication, and many other functions while the individual performs daily tasks. In addition to the individual's performance abilities, occupational therapists also evaluate the home environment to identify barriers to performance.

For instance, features can be identified that increase the risk of falls (e.g., loose banisters) or present other hazards (e.g., overloaded electrical outlets). Occupational therapists also review aspects of the home that may require modification to facilitate performance. For example, secure upper-body supports such as handrails or grab bars can assist someone who has difficulty balancing during functional mobility and self-care activities.

As part of the evaluation, occupational therapists analyze how a person interacts with the environment to complete a task or activity. Through this process, modifications and intervention strategies are selected to improve the fit between these elements, with a goal of maximizing safety and independence in the home. The intervention plan may include but is not limited to strategies such as adaptive equipment, lighting, family caregiver training, or remodeling.

Occupational therapy services can be provided directly to clients who are experiencing a decline in safety or independence, or are planning for future needs.

Occupational therapy practitioners provide client-focused intervention to adapt the environment in order to increase independence, promote health, and prevent further decline or injury. For example, most falls occur at home, from home hazards in combination with declining physical abilities.

One strategy to reduce the incidence of falls is to have a home assessment and recommendations for modifications completed by an occupational therapist. In this type of situation, an occupational therapist can observe and evaluate all occupations (activities) occurring at and around the home, from activities of daily living (ADLs; bathing, dressing, other self-care activities) to instrumental activities of daily living (IADLs; preparing meals, doing laundry, performing home maintenance chores) to play and/or leisure activities (playing cards, exercising, playing a musical instrument, entertaining friends, enjoying hobbies). Based on that evaluation, recommendations can be made for modifications or client training to promote safety in the home.

Occupational therapy services are available in many places in the community: hospitals, home health agencies, clinics, rehabilitation or community agencies, or through private practice.

Occupational therapy practitioners provide a valuable perspective to a team of professionals (e.g., other health care workers, builders, architects), caregivers, and the client during the home modification process.

**For more information contact:  
Canadian Association of Occupational  
Therapists, Ottawa—[www.caot.ca](http://www.caot.ca)**

# THE BENEFITS OF HYDROTHERAPY

## WHAT IS HYDROTHERAPY?

Hydrotherapy is the treatment of illness and injury through the use of water, both hot and cold. Hydrotherapy treatments help your body get rid of toxins that may be causing joint pain and inflammation, help relax muscles, and help relieve pressure on joints and bones. It also relaxes you, both mentally and physically.

Hydrotherapy has been around for thousands of years. Ancient bath-houses were the centre of social interaction in ancient Rome, and hydrotherapy spas are still especially popular in Europe, where many were built in large mansions and estates during the 18<sup>th</sup> and 19<sup>th</sup> centuries. Used to treat common ailments like muscle cramps, muscle weakness, diabetes, circulatory diseases, arthritis, osteoarthritis, back pain, muscle, bone and connective tissue injuries, balance disorders, stress and stress-related disorders, hydrotherapy is fast becoming a popular and beneficial home health treatment, especially among seniors.

### How does Hydrotherapy Make Me Healthier?

There are two ways that hydrotherapy helps keep your body healthier: thermally and mechanically.

#### Beneficial Thermal Effects of Hydrotherapy

Warm and cold baths alike create certain reactions in your body tissues that help lessen pain and discomfort, and improve the healing process. Warm baths open up your capillaries (the small blood vessels in your body that are closest to tissues) which leads to increased blood flow and circulation, helping your body oxygenate and heal tissue better and get rid of toxins faster. Heat also slows down your internal organs and is good at lessening certain types of aches and pains. Heat increases the production of beneficial body hormones, and stimulates the immune system. Warm, moist air from a hot bath can help open up congested or constricted airways in your lungs, throat and sinuses. Cold baths lessen inflammation in areas of injury, and help decrease the sensitivity and pain of injured areas.

#### Beneficial Mechanical Effects of Hydrotherapy

The gentle tingling sensation of air bubbles and the massage-like motion of water jets create beneficial chemical reactions in your skin and tissues. This leads to increased circulation, which helps oxygenate tissues and evacuate toxins. In water, your body weighs only 10% of its normal weight, so there is a large amount of physical stress removed from your joints and bones, helping to relieve pain and discomfort. This partial weightlessness also helps relax the body, because muscles don't have to work as hard to keep the body in position and are given a chance to relax.

## TREATING COMMON AILMENTS WITH HYDROTHERAPY

The four most popular types of ailments that people use hydrotherapy to treat are: arthritis, lower back pain, insomnia and diabetes.

### Benefits of Hydrotherapy for Arthritis

One in six North-Americans has some type of arthritis. It's a fairly common disease that affects our joints and progresses as we age. Generally, joints swell and become painful and sometimes hard to move, especially after exertion. The older we get, the more pronounced the symptoms.

Doctors recommend warm hydrotherapy for treating arthritis. It helps by dilating blood vessels in the body, relieving pain and easing the tension in muscles, which can become tense as a result of pain. It has been shown that warm water treatment is far more effective than dry heat treatments, like heating pads. In some instances, doctors will recommend alternating hot and cold treatments, especially for treating hands and feet. The repeated dilation of arteries generally has a more profound effect on the reduction of pain in these areas.

### Benefits of Hydrotherapy for Lower Back Pain

Behind colds and the flu, back pain is the #2 reason for doctor visits. Back pain can be caused by a number of things, including stiff or sore muscles, diseases, disorders or injuries of the vertebrae and connective tissue, and pinched nerves. Studies conducted over the last ten years have shown that people who suffer from back pain and who use hydrotherapy as a treatment experience marked reductions in pain, versus those people who do not use hydrotherapy. In addition, people who treat their back pain with hydrotherapy use fewer drugs to control their pain, so they don't experience any of the negative side effects associated with some of these drugs.







All the thermal and mechanical benefits of hydrotherapy go to work against different types of back pain. Depending on the type of back pain you have, you may experience a complete eradication of the pain after starting a hydrotherapy regimen, or you may notice a decrease in the pain itself. Either way, hydrotherapy makes living with back pain more comfortable and provides a relaxing outlet for relief.

#### **Benefits of Hydrotherapy for Insomnia**

Almost all people suffer from insomnia – or the inability to fall asleep – at some point in their lives. For some people, insomnia can be a very severe problem, depriving their bodies of needed rest and making them feel irritable and depressed, and making them more prone to sickness. Warm baths have been shown to improve both your ability to fall asleep and the quality of your sleep, and as such, hydrotherapy is one of the most popular home remedies for insomnia and sleeplessness.

Insomnia is generally caused by having too much blood in the brain. Hot baths dilate capillaries in the body and increase blood flow to external areas and to the limbs, drawing blood away from the brain. A lower core body temperature has also been shown to

help you achieve a deeper sleep. Soaking in a warm tub at 104 degrees Fahrenheit, two hours before bedtime will both lower your core body temperature and draw blood from your brain, priming you for restful sleep. Enjoying the stress reduction benefits of air and water jet massages will further relax you and make sleeping even easier.

#### **Benefits of Hydrotherapy for Diabetes**

Hydrotherapy has proven useful for helping patients with Type 2 Diabetes. In a study published in 1999 by the new England journal of Medicine, people with Type 2 Diabetes soaked in hot tubs for 30 minutes a day, 6 days a week. Doctors noticed that these patients had an easier time controlling their weight and plasma glucose levels. Some patients even required smaller doses of insulin as a result.

Patients who were unable to exercise reported even more benefits, as hydrotherapy helped increase blood flow to their skeletal muscles.

#### **Benefits of Hydrotherapy on the Body**

Hydrotherapy is helpful for relieving the symptoms of common ailments found in the torso like chest congestions, bronchitis and asthma. It can also relieve the symptoms of other chest disorders like angina. Soaking the trunk of the body in warm water helps increase blood flow to the heart and lungs and other internal organs, and will help tone muscles, decrease the size of varicose veins, ease nervousness and headaches, and help soothe irritated vocal cords. In addition, it will help lessen the pain associated with ailments affecting the abdominal and pelvic areas like cramps, hemorrhoids, kidney disorders and other systemic problems that cause internal pain.

Arms and legs benefit from increased circulation, especially to the extremities, so cold hands and feet can be alleviated with hydrotherapy. Headaches, migraines, vertigo, rheumatism of the limbs, low blood pressure and nerve disorders of the limbs also notice improvement with hydrotherapy.

### **IMPORTANT NOTES ON HYDROTHERAPY TREATMENTS**

Too much heat or cold can be bad for you, so it's important that you consult your physician before embarking upon hydrotherapy treatments to be sure the treatment is right for you. Once you and your doctor have agreed upon a treatment, be sure to monitor your progress and report any issues that arise to your doctor. This allows your doctor to make any necessary adjustments to your treatment and protects your health and safety.

*American Standard*

# THE BENEFITS OF HYDROTHERAPY



ActiClean™  
Self-Cleaning Toilet

© 2013 AMERICAN STANDARD

**FREE**  
with purchase  
of Walk-in  
Tub



Movie stars. Heads of State. Your grandchildren. With the new ActiClean™ self-cleaning toilet, you'll be ready.

In a world full of surprise visitors, it's nice to know you can always count on a clean toilet. With a simple push of a button, the new ActiClean™ self-cleaning toilet sends a powerful stream of cleaning solution to scrub the bowl deep-scour clean. Easy to install and beautiful with any bathroom design, ActiClean™ from American Standard is ready no matter who walks through the door. See how it works at [americanstandard.ca](http://americanstandard.ca)

*American  
Standard*



# The Value of a Walk-in Tub

**Independence**  
**Comfort**  
**Safety**  
**Wellness**



## Consider

**Access** Can I get in and out easily?  
Does it have a low threshold?

**Ease of Use** Am I able to use all functions  
freely & easily?

**Therapy Options** Is it a shower, tub, spa?  
Does it have air jets, water  
jets, or both?

**Comfort** Will the water stay warm?  
Is the built-in seat a  
comfortable height?

## Independence, Comfort, Safety, Wellness

These are some of the important values that we are all faced with in living well in our homes. And it is the difference between being able to stay in our homes, independently, in comfort and safety, and staying well.

To prevent falls occurring in the first place and to assist others who have fallen, American Standard offers a selection of walk-in tubs both inward opening doors and outward opening to allow the widest possible access and slide-in/slide out capabilities.



## Consider the Statistics of Slips & Falls in the home:

According to PHAC & CDC??

**50%** of 65+ falls occur at home    **1 in 5** results in serious injury  
**85%** of older adult injury from falls result in hospitalization



# Choosing the Right Time for a Walk-In Tub

**Independence**—to be able to take a bath or shower on your own

**Comfort**—being able to enter and exit with ease, from a standing position, or from a walker or wheelchair. And because it has an integral built-in 17" seat, you won't need to struggle to get back up and out. They offer a deeper soak, with lots of extra room, and an air-filled neck rest.

**Safety**—the ComfortSeries™ walk-in tub has a built-in chrome safety grab bar, and we add an additional one to the wall for your handshower. These revolutionary walk-in tubs look beautiful, but they are safer and more comfortable. They have a textured, slip resistant floor, and a low entryway/threshold for easy entry and exit.

**Wellness**—Knowing that you are able to be independent and safe in your bathtub, creates a better mental well-being. Taking control of your health and wellness is just as important as safety and independence. Taking a positive approach to therapeutics lets you have your own day at the spa. With advances in water-jet and air-spa technology, you can define physical and mental well-being.

## Hydrotherapy

**50%** of people with chronic pain, associated with body pain stemming from inflammation in joints and muscles, suffer with mental unwellness.

Most ailments can be managed by using advanced hydrotherapy options

included on the American Standard ComfortSeries™ all-inclusive walk-in tub.

Hydrotherapy improves circulation, reduces muscle soreness and painful joints, relieving tension, and helping nerve sensitivity associated

with sciatica pain, tingling fingers, and forearms.



# How to Choose a Walk-In Tub



Make sure the tub is easy to enter and exit, and has a leak-free door



Fall injuries are commonplace among older adults.

Over  
**800,000**  
Patients a Year

are admitted to the hospital because of injuries related to a fall



Look for safety bars that are built-in & well placed for accessibility




Premium faucets that fill the tub quickly



Look for easy to use touch controls

An American Standard ComfortSeries™ walk-in tub comes standard with all these features, including **44** strategically placed **air and water jets** that allow you to concentrate the therapy on areas that need it most.



Therapeutic air and water hydrotherapy jets



Check for a quick draining system

Plus, it has an exclusive **QuickDrain®** system that drains your tub in under **2** minutes! That is 8 times faster than a conventional drain system.

Other features include easy to use Stainless Steel lever door locking system, Chromatherapy, Aromatherapy and a Waterproof Neck Pillow, an inline heater to maintain water temperature, and an Ozone Sanitary System—200 times better cleaning than bleach.

## Independent and Safe Bathing Experience

American Standard walk-in tubs eliminate the struggle and strain associated with getting into standard baths, with no obstacles.



# Who Should Choose a Walk-In Tub



## People who should consider a walk-in tub...

55+

Are 55+ in age



Have limited mobility



Have a fear of falling while bathing




Suffer from health -related issues that could benefit from their therapeutic features



Require wheelchair accommodations

## Made To Fit

Are you concerned that a walk-in tub won't fit into the space where your standard bathtub once stood? Don't be—with the exclusive American Standard ComfortSeries™ walk-in tub, every detail was carefully thought of during the design phase. To ensure snug, proper fits in almost any bathtub space, American Standard designed a panel system called the Extension Kit. This panel system allows you to fill in extra space at the end of the walk-in tub as needed, creating an extra ledge that you can use for personal bath items.



### ComfortSeries™ Inward Opening Door

Clearly, the most recognized of walk-in tubs; and where space is of utmost concern, the inward door has a low threshold/entry way for easy access



### ComfortSeries™ Outward Opening Door

The outward opening door is ideal for wheelchair users with mobility issues, because you can slide right into the 17" chair-height built-in seat; and slide out just as easy once you are finished.

The outward door is 31"-34" wide, depending on either of the two model sizes.

# See the Difference


## In The Value of a ComfortSeries™ Walk-in Tub



Functional & Stylish, anyone can use the bathroom




Institutional, limits accessibility to others who want to use bathroom




Handshower is hard to reach



Fully accessible, Barrier-free slide-in & out tub



Not barrier-free, water overspray will pool on floor, must step over tub



Faucet, drain, safety bars & controls are easy to reach



Trip Hazard from edge, no soaking available, bather must stand or use chair



Full access to tub seat, with soaking and 44 therapeutic jets



Even in tight spaces, the door opens wide over a right height toilet




Seat is on opposite side of shower, glass doors are barriers




Still a forward/sideways fall hazard, faucets can be hard to reach



Bather is fully contained; faucet, handshower & tub controls all are within reach



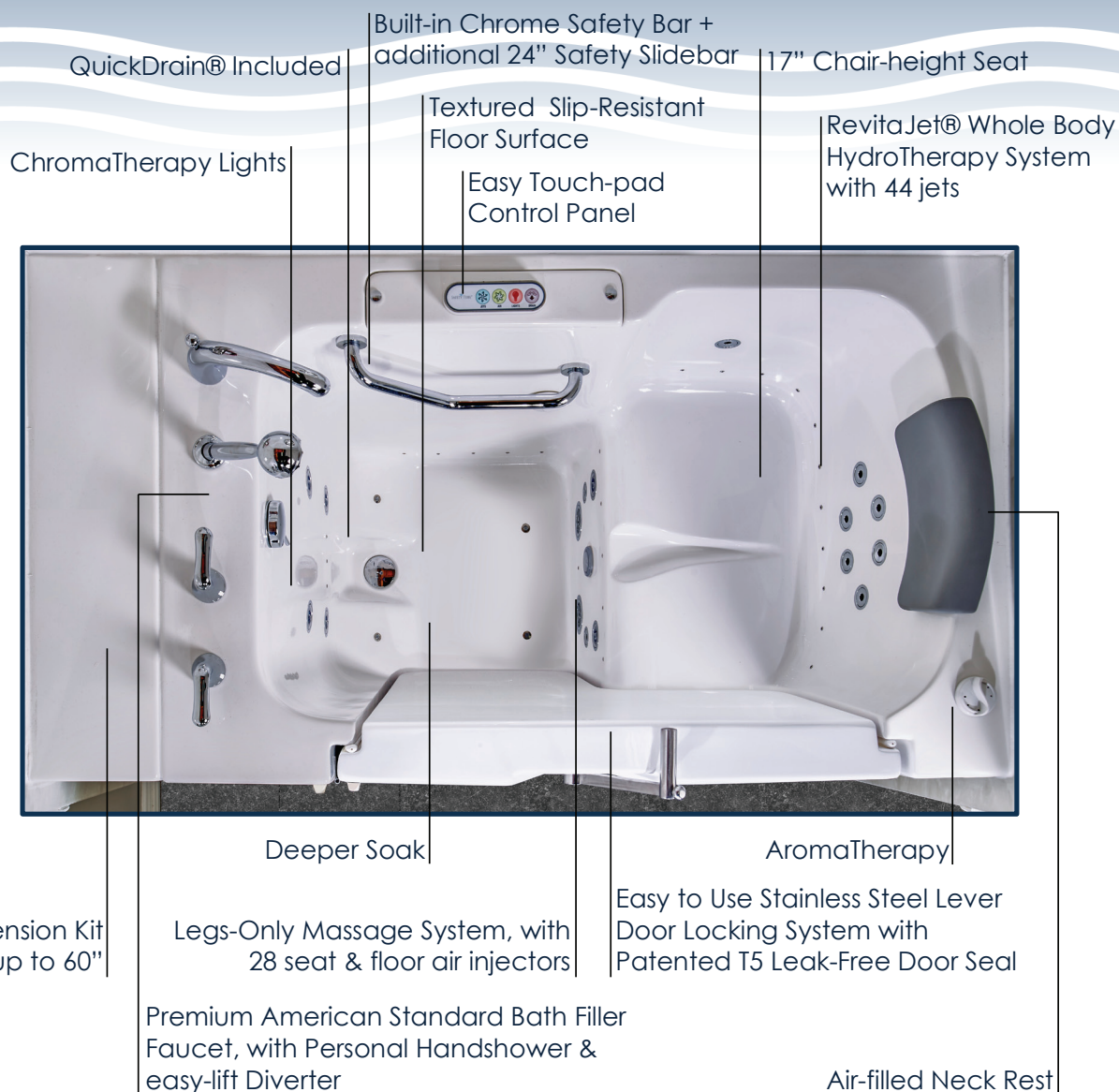
QuickDrain® Fast Water Removal System drains all water 8 times faster, and in less than 2 min.



Regular drain may cause bather to cool too quickly, causing discomfort

Can you see the Safer, more Comfortable Choice?

# Imagine the Difference in Your Bathroom



## Additional Features

- Easy access with a low entry-way
- Inline Heater allows you to maintain your water temperature
- Automatic Purge System that drains residual water from air system
- Mold & Bacteria Resistant
- Ozone Sanitary System—200 times better cleaning power than bleach
- QuickDrain® Fast Water Removal System drains all water 8 times faster than conventional drains, and in less than 2 minutes.
- Free-standing metal support frame with 5 adjustable leveling feet
- Lifetime Warranty on bathtub, included faucet, and the Installation by The Walkin Tub Company

ComfortSeries™ by *American Standard*



# Purchasing a Walk-In Tub

## *Is as easy as 1, 2, 3*

1. Convenience
2. Experience
3. Efficient

Our Mobile Showroom simplifies the purchase process, by visiting you, at your home. Experience firsthand the American Standard ComfortSeries walk-in tubs with no obligation. An in-home consultation paired with our mobile showroom visit is particularly convenient for those clients with a disability or with limited mobility.

You will be able to sit right in both an inward opening and outward opening walk-in tub.

During the at-home consultation, our experienced

representative will discuss with you the many features of our tubs, address any home safety concern that you may have, and provide you with a modification assessment to accommodate your new walk-in tub. Professional installation is always included in our quote, and it will usually only take one day to fully complete.



## 3 Reasons Why Our Clients Love the Walk-in Tub Mobile Showroom

### **Convenience.**

Our walk-in tub mobile showroom can visit you any time, at your own home, with no obligation. This saves you time, as you don't have to go to a showroom, and you can experience it for yourself by sitting right in a tub.

### **Experience.**

It's a faster and trustworthy purchase process. Having experienced a walk-in tub for yourself, your purchase decision will be based on your own personal experience, and not on a product catalogue.

### **Efficient.**

Our walk-in tub mobile showroom is a unique service provided by The Walkin Tub Company, that facilitates your purchase process and gives you the assurance the right decision has been made.

To book your FREE in-home consultation, call us at **1-844-867-7737**,  
or visit us at **[www.walkintub2u.com](http://www.walkintub2u.com)**

# American Standard

140 years caring for you. Creating innovations that have set the standard for healthy living, and accessible style & design. A leader in bathroom solutions, American Standard's dedication to innovative home safety products lies in the following pillars:

1. Quality & Reliability from a trusted manufacturer
2. Best Customer Service & Technical Support
3. The best product warranty in the industry
4. Licensed, professional installation



Products with the Arthritis Foundation's Ease of Use™ Commendation are tested and proven to make daily tasks easier. Learn more at [arthritis.org/easeofuse](http://arthritis.org/easeofuse).



## 1-844-867-7737

[www.walkintub2u.com](http://www.walkintub2u.com)



Watch our Video on YouTube:

<https://youtu.be/FCbC8uCeArU> - The Walkin Tub Company